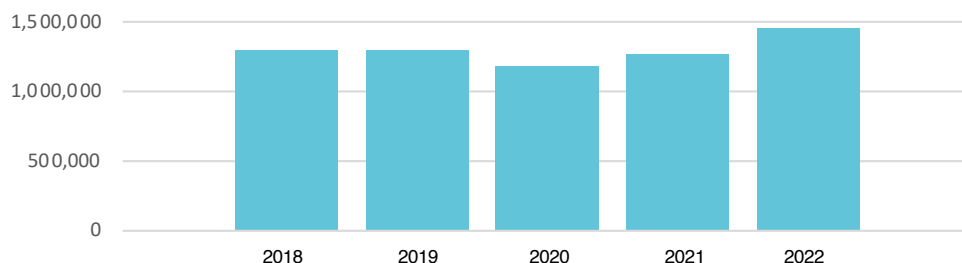


Financial Highlights

International Financial Reporting Standards (IFRS) have been applied from the fiscal year ended December 31, 2017.

Revenue

(million yen)

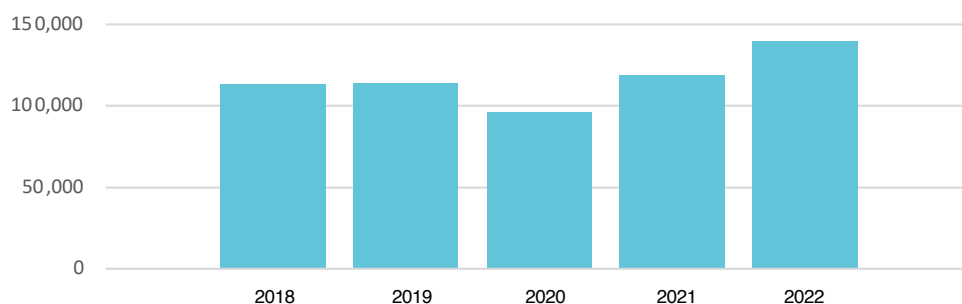


(million yen)

	2018	2019	2020	2021	2022
Revenue	1,294,256	1,299,385	1,178,137	1,268,917	1,450,397

Operating Income

(million yen)

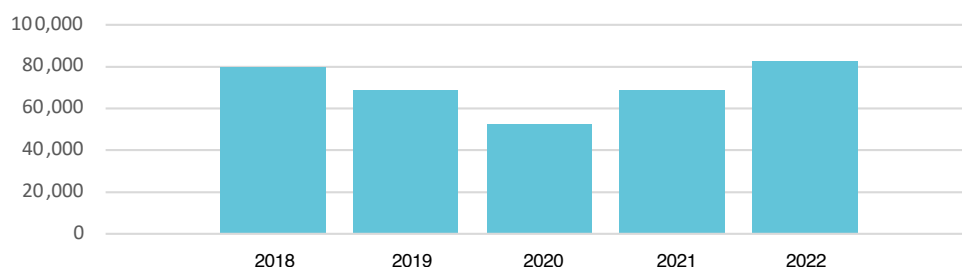


(million yen)

	2018	2019	2020	2021	2022
Operating Income	113,557	113,948	96,177	118,568	139,688

Profit for the year Attributable to Owners of the Company

(million yen)

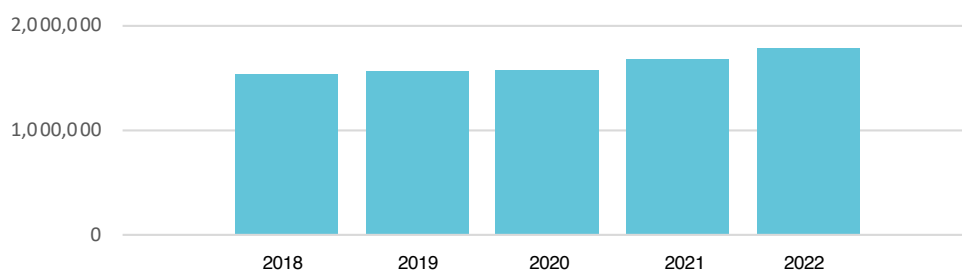


(million yen)

	2018	2019	2020	2021	2022
Profit for the year Attributable to Owners of the Company	80,024	68,888	52,212	68,676	82,317

Total Assets

(million yen)

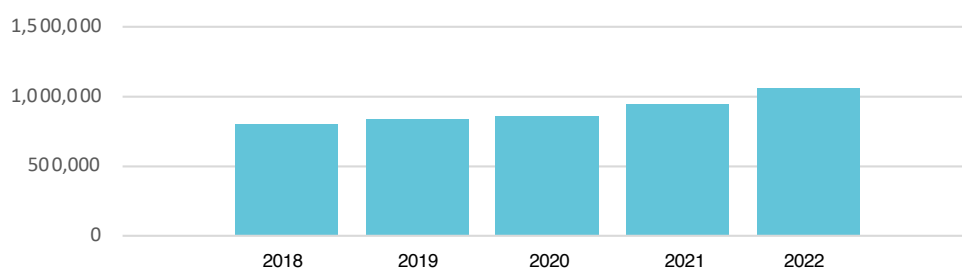


(million yen)

	2018	2019	2020	2021	2022
Total Assets	1,539,416	1,567,299	1,574,251	1,676,926	1,783,349

Total Equity

(million yen)



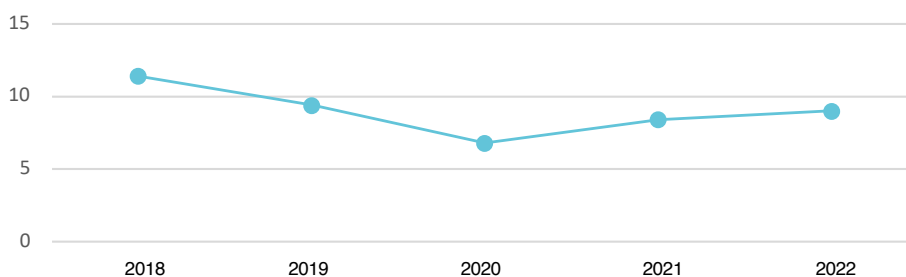
(million yen)

	2018	2019	2020	2021	2022
Total Equity	798,877	837,565	859,556	943,952	1,060,104

Financial Indicators**ROE**

(%)

*Ratio of profit for the year to equity attributable to owners of the Company



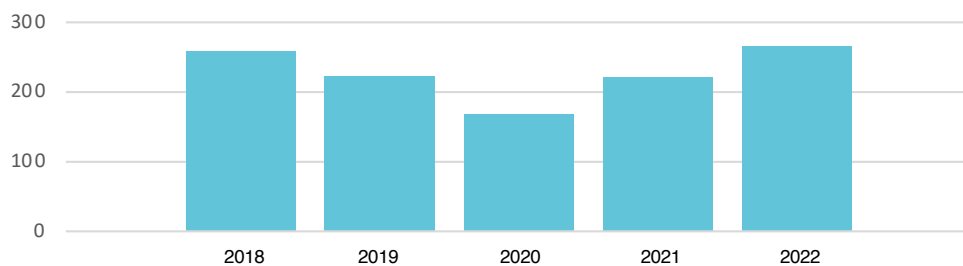
(%)

	2018	2019	2020	2021	2022
ROE	11.4	9.4	6.8	8.4	9.0

Financial Indicators

Basic Earnings Per Share

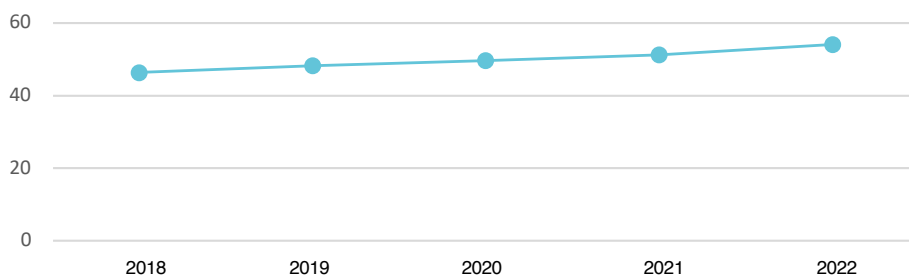
(yen)



(yen)

	2018	2019	2020	2021	2022
Basic Earnings Per Share	258.98	222.94	168.97	222.25	266.40

Ratio of Equity Attributable to Owners of the Company to Total Assets (%)

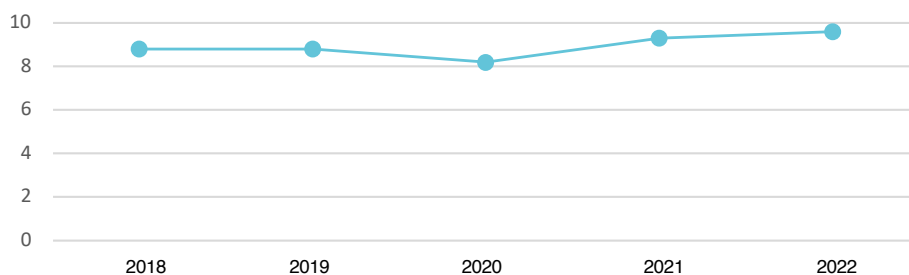


(%)

	2018	2019	2020	2021	2022
Ratio of Equity Attributable to Owners of the Company to Total Assets	46.4	48.3	49.7	51.3	54.1

Ratio of Operating Income to Revenue

(%)

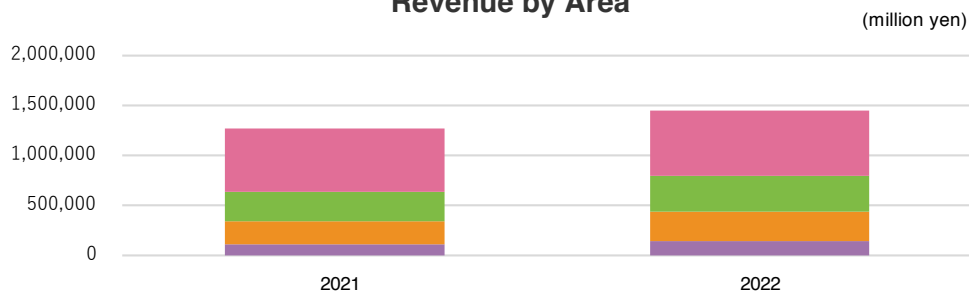


(%)

	2018	2019	2020	2021	2022
Ratio of Operating Income to Revenue	8.8	8.8	8.2	9.3	9.6

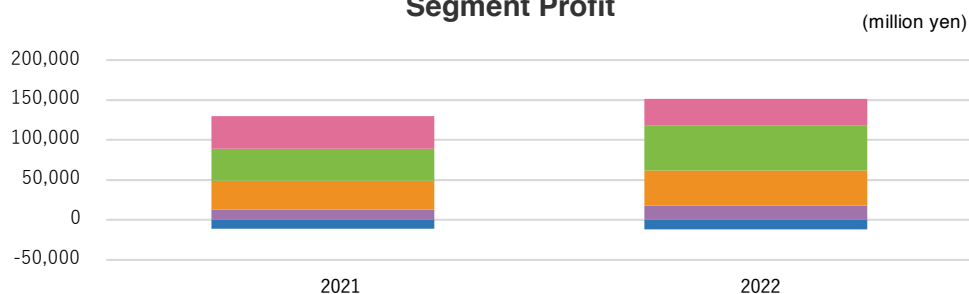
Business Segments

Revenue by Area



Year	2021	2022
Japan	629,640	653,199
APAC	295,948	359,423
Europe	234,862	292,297
Americas	108,466	145,477
Consolidated total	1,268,917	1,450,397

Segment Profit



Year	2021	2022
Japan	40,945	33,430
APAC	39,744	56,445
Europe	35,726	43,418
Americas	13,330	18,212
Reconciliation	-11,178	-11,817
Consolidated total	118,568	139,688

Breakdown by segment (FY2022)

